

Hate Crime

Collection of Hate Crime offenses is mandated by Washington State statute, RCW 36.28A.030. Hate crimes are not separate, distinct offenses but rather, traditional crimes motivated by the offender's bias. The data are derived from monthly National Incident-Based Reporting System (NIBRS) submissions by Washington State law enforcement agencies.

2022 Washington Hate Crime

Definition: A criminal offense committed against a person or property which is motivated in whole or in part, by the offender's bias against a race/national origin, religion, sexual-orientation, mental/physical/sensory disability, gender or ethnicity.

Hate Crime

| | |
|------------------------------------|------------|
| Bias Motivated Incidents Reported* | 544 |
| Bias Motivated Offenses Reported | 673 |
| Number of Known Offenders | 363 |
| Number of Unknown Offenders | 279 |

**There can be up to five motivations per incident*

Hate crime incidents are identified on the subjective motivation of the offender(s). Law enforcement investigations solely determine the sufficient objective facts to lead to a reasonable and prudent conclusion that the offender's actions were motivated by bias against a racial, religious, ethnical/national origin, mental/physical/sensory disability, gender or sexual-orientation group.

Accurate data collection for hate crime depends on proper training of law enforcement to recognize such incidents and the cooperation and desire of law enforcement communities to report these offenses without the influence of special interest groups, media, or politics.

Information derived from the following indicators can establish supportive facts to correctly identify hate bias motivation:

- Bias-related drawings, markings, symbols or graffiti were left at the crime scene.
- Bias-related oral comments, written statements or gestures made by the offender which indicate his/her bias.
- The incident coincided with a holiday relating to or a date of particular significance to, a race, religion, disability, ethnicity, gender or sexual-orientation.
- The offender and the victim were of different race, religion, ethnicity or sexual-orientation.
- Certain objects, items or things which indicate bias were used in the commission of the crime.
- The victim is a member and/or engaged in activities promoting a racial, religious, disability, ethnic or sexual-orientation group.
- Several incidents occurred in the same locality, at or about the same time, and the victims were all the same race, religion, disability, ethnicity or sexual-orientation.

2022 Washington Hate Crime

Reported NIBRS Offenses in Hate Crime Incidents

| | |
|--------------------------------|-----|
| Intimidation | 279 |
| Simple Assault | 129 |
| Destruction of Property | 116 |
| Aggravated Assault | 71 |
| Larceny-Theft Offenses | 34 |
| Viol. No Contact/Protect Order | 10 |
| Motor Vehicle Theft | 8 |
| Robbery | 8 |
| Burglary | 6 |
| Sodomy | 2 |
| Fraud Offenses | 2 |
| Drug/Narcotic Violations | 2 |
| Weapon Law Violations | 2 |
| Rape | 1 |
| Arson | 1 |
| Stolen Property Offense | 1 |
| Drug Equipment Violations | 1 |

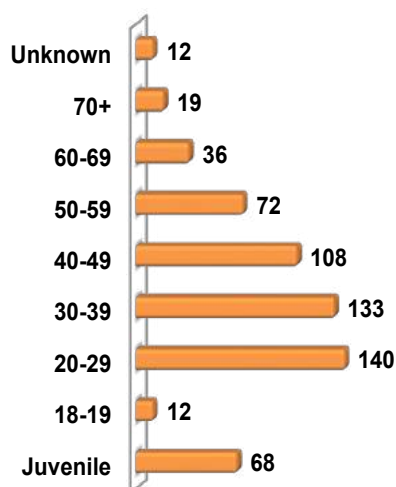
Reported NIBRS Bias Motivations

| | |
|-------------------------|-----|
| Race/Ethnicity/Ancestry | 456 |
| Sexual Orientation | 132 |
| Religion | 64 |
| Gender Identity | 47 |
| Gender | 12 |
| Disability | 11 |

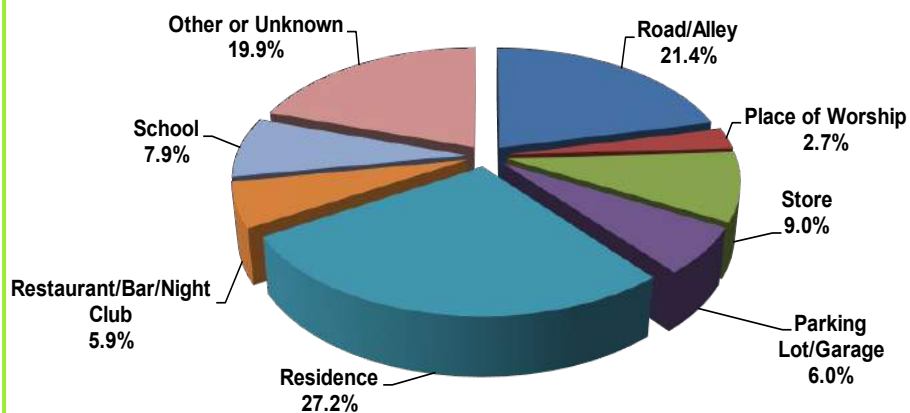
Two-Year Comparison of All NIBRS Data Submitted

| | <u>2021</u> | <u>2022</u> | <u>Increase/Decrease</u> |
|------------------------|-------------|-------------|--------------------------|
| Incidents | 592 | 544 | - 8.1% |
| Offenses | 762 | 673 | -11.7% |
| Known Offenders | 373 | 363 | -2.7% |
| Total Victims | 769 | 687 | -10.7% |

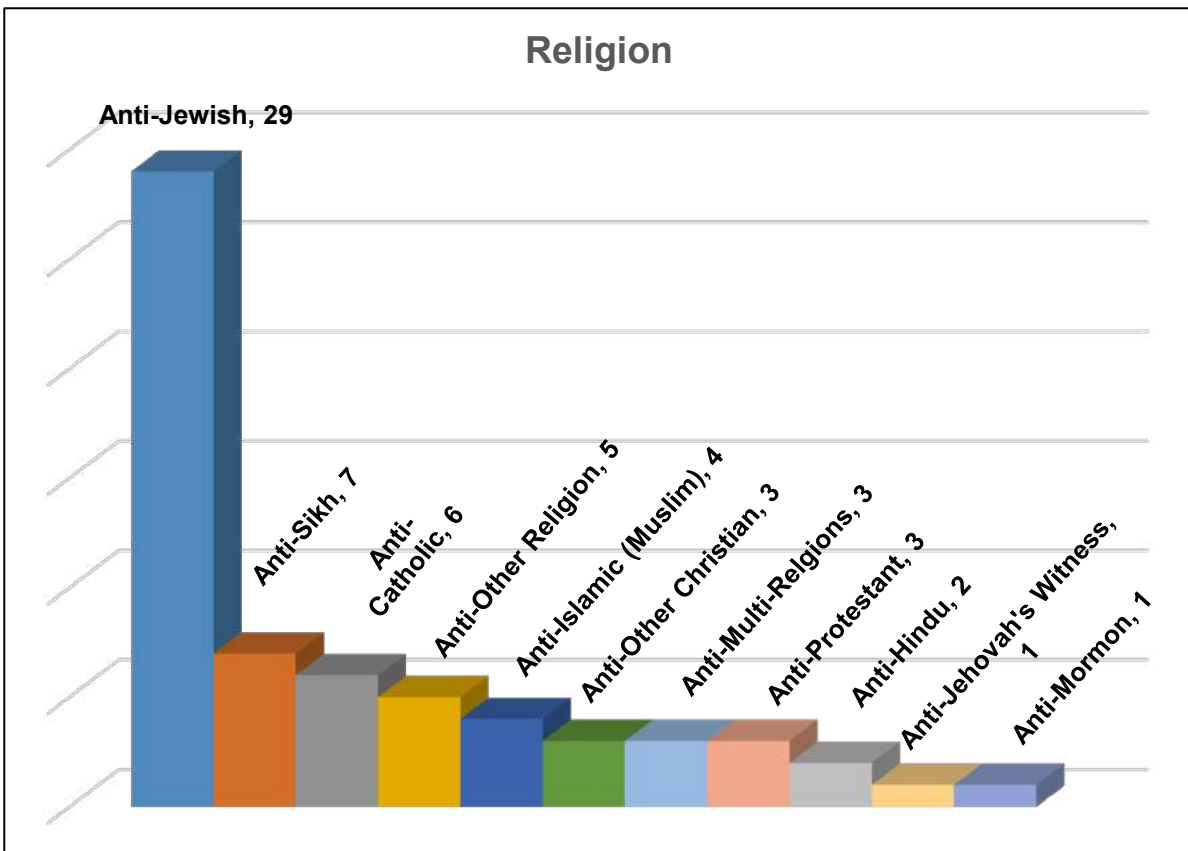
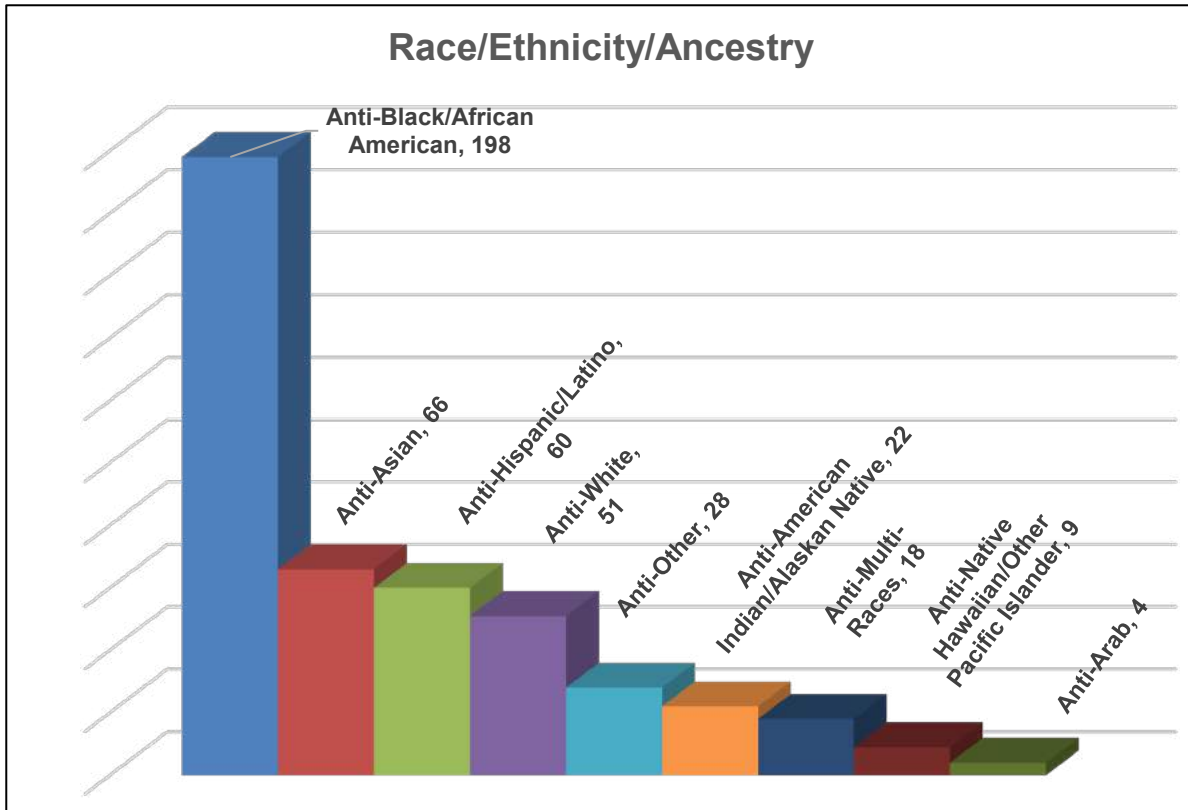
Crimes Against Persons by Victim Age



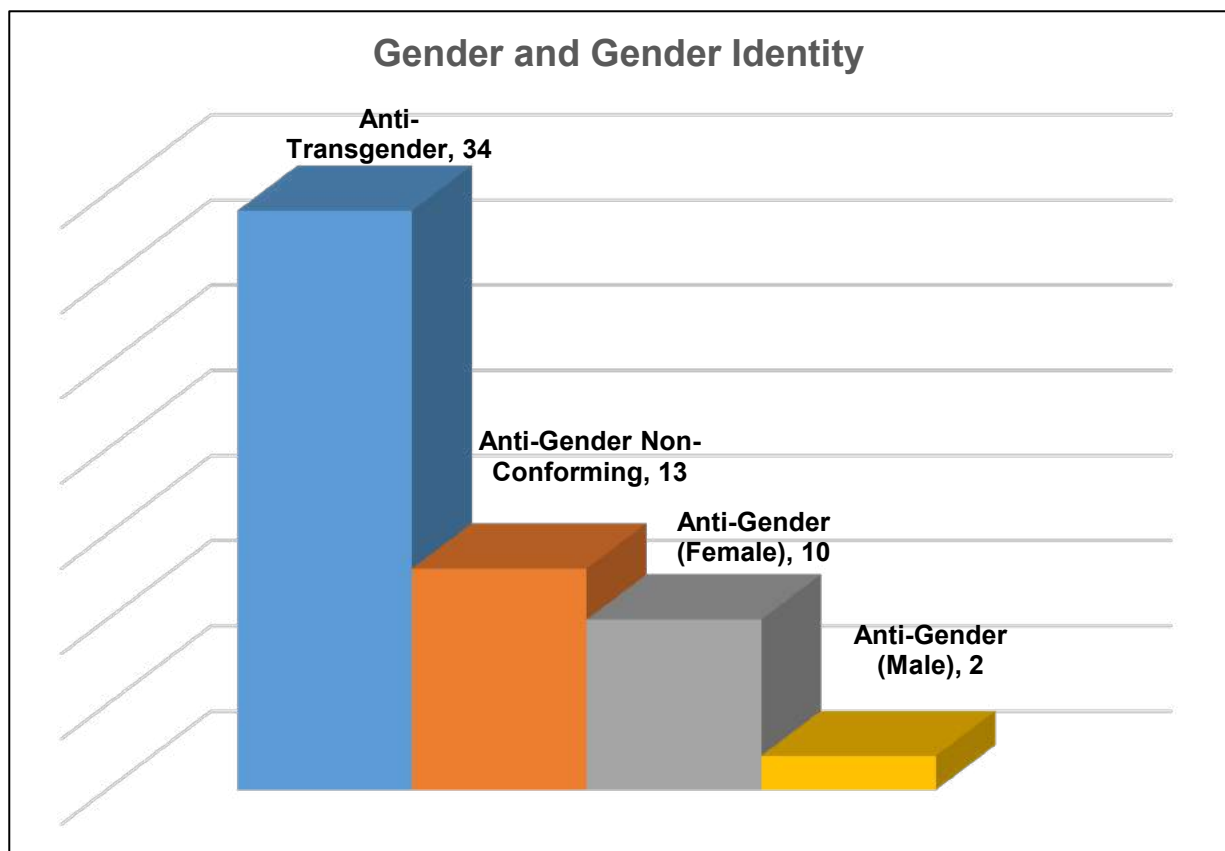
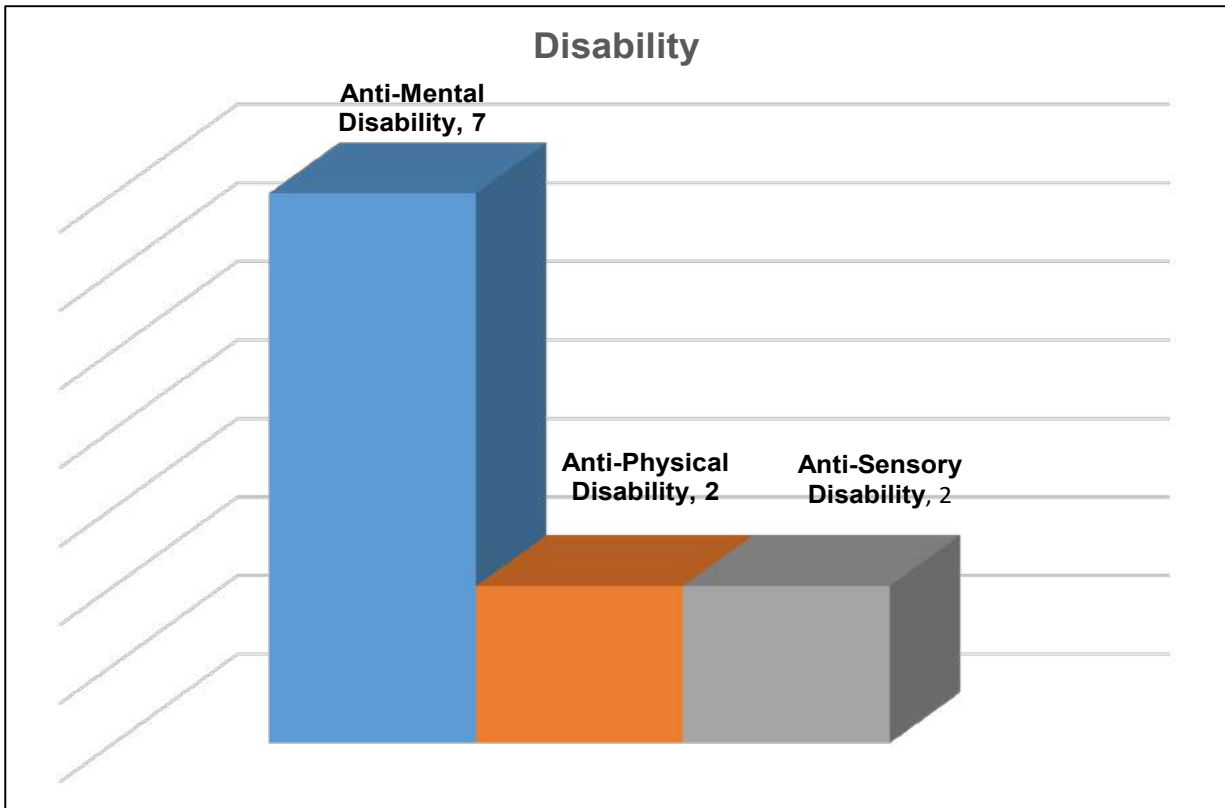
Location of Incident



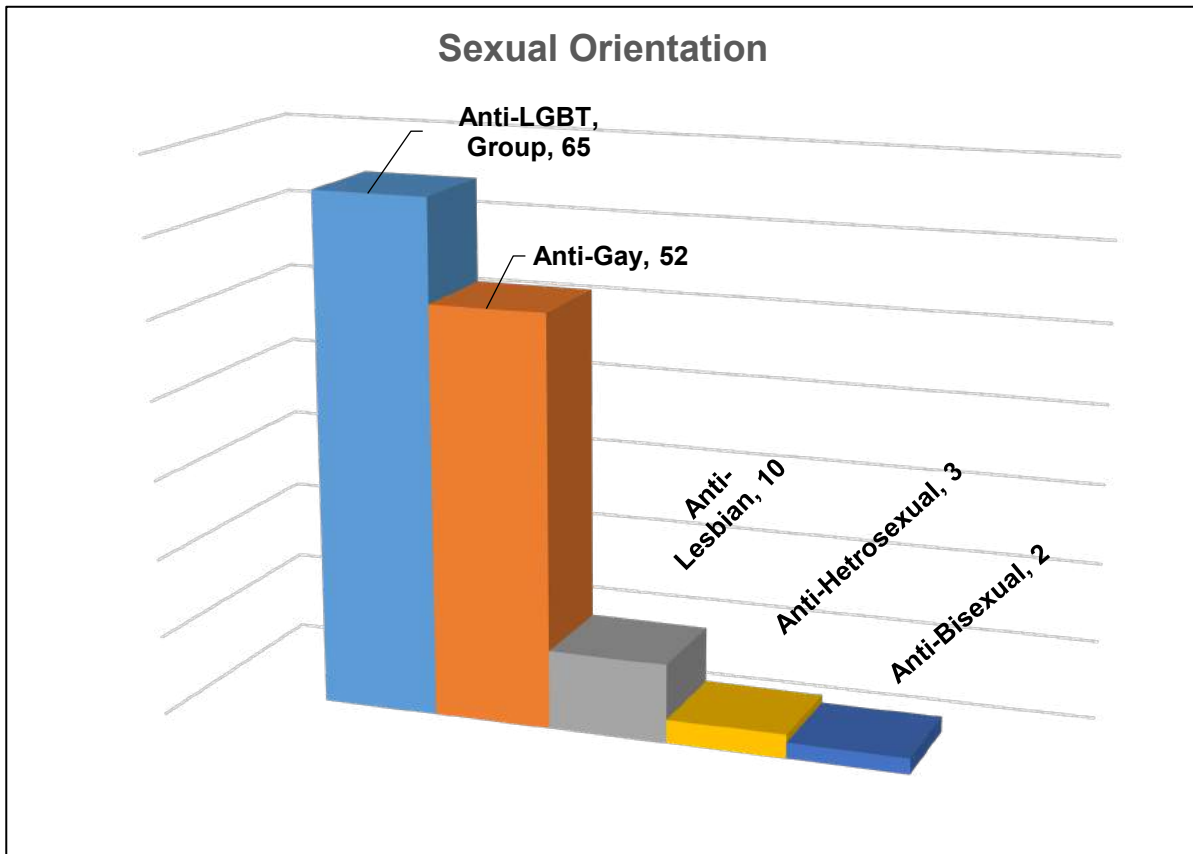
Bias Motivations



Bias Motivations



Bias Motivations



Bias by Agency
(Up to Five Biases Allowed per Incident)

| Agency | Type of Bias | Number Bias Reported |
|----------------------|---|----------------------|
| Adams SO | Anti-Hispanic or Latino | 1 |
| Airway Heights PD | Anti-Black or African American | 1 |
| | Anti-Multiple Races, Group | 1 |
| Auburn PD | Anti- Gender Non-Conforming | 1 |
| Bainbridge Island PD | Anti-Black or African American | 1 |
| Bellevue PD | Anti-Asian | 8 |
| | Anti-Black or African American | 5 |
| | Anti-Catholic | 1 |
| | Anti-Gay (Male) | 2 |
| | Anti-Hispanic or Latino | 2 |
| | Anti-Jewish | 2 |
| | Anti-Lesbian, Gay, Bisexual, or Transgender (Mixed Group) | 2 |
| | Anti-Male | 1 |
| | Anti-Multiple Races, Group | 1 |
| | Anti-Other Race/Ethnicity/Ancestry | 2 |
| | Anti-White | 1 |
| Bellingham PD | Anti-American Indian or Alaska Native | 1 |
| | Anti-Asian | 4 |
| | Anti-Black or African American | 1 |
| | Anti-Gay (Male) | 2 |
| | Anti-Hindu | 1 |
| | Anti-Lesbian, Gay, Bisexual, or Transgender (Mixed Group) | 1 |
| | Anti-Multiple Races, Group | 3 |
| | Anti-White | 3 |
| Benton SO | Anti-Gay (Male) | 1 |
| Blaine PD | Anti-Black or African American | 1 |
| Bonney Lake PD | Anti-Asian | 1 |
| Bothell PD | Anti-Black or African American | 2 |
| Bremerton PD | Anti-Transgender | 2 |
| Burien PD | Anti-Black or African American | 2 |
| | Anti-Gay (Male) | 1 |
| | Anti-Hispanic or Latino | 2 |
| | Anti-Islamic (Muslim) | 2 |
| | Anti-Jewish | 1 |
| | Anti-Lesbian (Female) | 2 |
| | Anti-Lesbian, Gay, Bisexual, or Transgender (Mixed Group) | 3 |
| Burlington PD | Anti-Black or African American | 1 |
| Cheney PD | Anti-Black or African American | 1 |
| | Anti-Gay (Male) | 1 |
| | Anti-Lesbian, Gay, Bisexual, or Transgender (Mixed Group) | 1 |

Bias by Agency
(Up to Five Biases Allowed per Incident)

| Agency | Type of Bias | Number Bias Reported |
|----------------|---|----------------------|
| Clark SO | Anti-Physical Disability | 2 |
| Colville PD | Anti-Black or African American | 1 |
| Covington PD | Anti-Black or African American | 1 |
| | Anti-Hispanic or Latino | 1 |
| Cowlitz SO | Anti-Gender Non-Conforming | 1 |
| Edmonds PD | Anti-American Indian or Alaska Native | 1 |
| Everett PD* | Anti-Black or African American | 10 |
| | Anti-Gay (Male) | 3 |
| | Anti-Islamic (Muslim) | 1 |
| | Anti-Lesbian, Gay, Bisexual, or Transgender (Mixed Group) | 1 |
| | Anti-Other Race/Ethnicity/Ancestry | 1 |
| | Anti-Sensory Disability | 2 |
| Federal Way PD | Anti-Black or African American | 2 |
| | Anti-Hispanic or Latino | 2 |
| | Anti-Lesbian, Gay, Bisexual, or Transgender (Mixed Group) | 1 |
| | Anti-White | 2 |
| Ferndale PD | Anti-Lesbian, Gay, Bisexual, or Transgender (Mixed Group) | 1 |
| | Anti-Sikh | 1 |
| Fircrest PD | Anti-Protestant | 1 |
| Franklin SO | Anti-Other Race/Ethnicity/Ancestry | 1 |
| Grant SO | Anti-Mental Disability | 1 |
| Island SO | Anti-Lesbian, Gay, Bisexual, or Transgender (Mixed Group) | 1 |
| Issaquah PD | Anti-Asian | 2 |
| | Anti-White | 1 |
| Jefferson SO | Anti-Transgender | 1 |
| Kalama PD | Anti-Black or African American | 1 |
| | Anti-Gay (Male) | 1 |
| Kelso PD | Anti-Lesbian, Gay, Bisexual, or Transgender (Mixed Group) | 1 |
| | Anti-Native Hawaiian or Other Pacific Islander | 1 |
| Kenmore PD | Anti-Multiple Races, Group | 1 |
| Kennewick PD | Anti-Black or African American | 1 |
| | Anti-Lesbian, Gay, Bisexual, or Transgender (Mixed Group) | 1 |
| | Anti-Protestant | 1 |
| | Anti-White | 3 |
| Kent PD | Anti-American Indian or Alaska Native | 1 |
| | Anti-Asian | 4 |
| | Anti-Black or African American | 6 |
| | Anti-Hispanic or Latino | 3 |
| | Anti-White | 2 |

*Please note: The data displayed in this report are based on agency file submissions as of March 22, 2023. The submissions for this category have been updated since that date.

Bias by Agency
(Up to Five Biases Allowed per Incident)

| Agency | Type of Bias | Number Bias Reported |
|---------------------|---|----------------------|
| King SO | Anti-Arab | 1 |
| | Anti-Asian | 4 |
| | Anti-Black or African American | 15 |
| | Anti-Gender Non-Conforming | 1 |
| | Anti-Hispanic or Latino | 2 |
| | Anti-Islamic (Muslim) | 1 |
| | Anti-Jewish | 2 |
| | Anti-Lesbian, Gay, Bisexual, or Transgender (Mixed Group) | 10 |
| | Anti-Mental Disability | 2 |
| | Anti-Other Race/Ethnicity/Ancestry | 1 |
| | Anti-White | 1 |
| Kirkland PD | Anti-Asian | 2 |
| | Anti-Black or African American | 3 |
| Kittitas SO | Anti-Jewish | 1 |
| Lacey PD | Anti-Black or African American | 3 |
| Lake Forest Park PD | Anti-White | 2 |
| Lake Stevens PD | Anti-Black or African American | 2 |
| Lakewood PD | Anti-Gay (Male) | 1 |
| | Anti-Lesbian, Gay, Bisexual, or Transgender (Mixed Group) | 1 |
| | Anti-Multiple Religions, Group | 1 |
| | Anti-White | 1 |
| Liberty Lake PD | Anti-Jewish | 1 |
| Longview PD | Anti-Black or African American | 4 |
| | Anti-Gender Non-Conforming | 2 |
| | Anti-Hispanic or Latino | 4 |
| | Anti-Native Hawaiian or Other Pacific Islander | 2 |
| Lynnwood PD | Anti-Hispanic or Latino | 1 |
| | Anti-Lesbian, Gay, Bisexual, or Transgender (Mixed Group) | 1 |
| | Anti-Other Christian | 1 |
| | Anti-Other Race/Ethnicity/Ancestry | 1 |
| Maple Valley PD | Anti-Native Hawaiian or Other Pacific Islander | 1 |
| Marysville PD | Anti-Black or African American | 3 |
| | Anti-Lesbian, Gay, Bisexual, or Transgender (Mixed Group) | 1 |
| Mercer Island PD | Anti-Black or African American | 1 |
| Mill Creek PD | Anti-Black or African American | 2 |
| Milton PD | Anti-Black or African American | 1 |
| | Anti-Transgender | 2 |
| Monroe PD | Anti-Black or African American | 3 |
| | Anti-Gay (Male) | 2 |
| | Anti-Multiple Races, Group | 2 |

Bias by Agency
(Up to Five Biases Allowed per Incident)

| Agency | Type of Bias | Number Bias Reported |
|----------------------|---|----------------------|
| Montesano PD | Anti-Multiple Races, Group | 1 |
| Moses Lake PD | Anti-Female | 1 |
| Mount Vernon PD | Anti-Black or African American | 1 |
| Mountlake Terrace PD | Anti-Black or African American | 2 |
| | Anti-Multiple Religions, Group | 1 |
| Mukilteo PD | Anti-Asian | 2 |
| | Anti-Hispanic or Latino | 1 |
| | Anti-Lesbian, Gay, Bisexual, or Transgender (Mixed Group) | 1 |
| Newcastle PD | Anti-White | 1 |
| Oak Harbor PD | Anti-Multiple Races, Group | 1 |
| Okanogan SO | Anti-Other Religion | 1 |
| Olympia PD | Anti-Black or African American | 5 |
| Pacific PD | Anti-Black or African American | 1 |
| Pacific SO | Anti-Lesbian, Gay, Bisexual, or Transgender (Mixed Group) | 1 |
| Pasco PD | Anti-Black or African American | 2 |
| | Anti-Lesbian, Gay, Bisexual, or Transgender (Mixed Group) | 1 |
| | Anti-Mental Disability | 1 |
| Pend Oreille SO | Anti-Hispanic or Latino | 2 |
| Pierce SO | Anti-American Indian or Alaska Native | 1 |
| | Anti-Black or African American | 2 |
| | Anti-Hispanic or Latino | 3 |
| | Anti-Lesbian, Gay, Bisexual, or Transgender (Mixed Group) | 1 |
| Port Townsend PD | Anti-American Indian or Alaska Native | 1 |
| | Anti-Catholic | 1 |
| | Anti-Hispanic or Latino | 1 |
| | Anti-Multiple Races, Group | 1 |
| | Anti-Transgender | 1 |
| Puyallup PD | Anti-Gender Non-Conforming | 1 |
| Quincy PD | Anti-Hispanic or Latino | 4 |
| | Anti-White | 1 |
| Redmond PD | Anti-Asian | 1 |
| | Anti-Black or African American | 2 |
| Renton PD | Anti-Black or African American | 2 |
| | Anti-Catholic | 2 |
| | Anti-Gay (Male) | 1 |
| | Anti-Multiple Religions, Group | 1 |
| Richland PD | Anti-Black or African American | 1 |
| | Anti-Hispanic or Latino | 1 |
| | Anti-Lesbian, Gay, Bisexual, or Transgender (Mixed Group) | 1 |
| | Anti-Protestant | 1 |

Bias by Agency
(Up to Five Biases Allowed per Incident)

| Agency | Type of Bias | Number Bias Reported |
|------------------|---|----------------------|
| Ridgefield PD | Anti-White | 1 |
| Sammamish PD | Anti-Black or African American | 1 |
| San Juan SO | Anti-Bisexual | 1 |
| Seattle PD | Anti-American Indian or Alaska Native | 1 |
| | Anti-Arab | 3 |
| | Anti-Asian | 27 |
| | Anti-Black or African American | 25 |
| | Anti-Catholic | 1 |
| | Anti-Female | 8 |
| | Anti-Gay (Male) | 15 |
| | Anti-Gender Non-Conforming | 1 |
| | Anti-Hispanic or Latino | 8 |
| | Anti-Jewish | 10 |
| | Anti-Lesbian (Female) | 4 |
| | Anti-Lesbian, Gay, Bisexual, or Transgender (Mixed Group) | 13 |
| | Anti-Multiple Races, Group | 3 |
| | Anti-Other Christian | 2 |
| | Anti-Other Race/Ethnicity/Ancestry | 5 |
| | Anti-Other Religion | 3 |
| Anti-Transgender | 6 | |
| Anti-White | 10 | |
| Sequim PD | Anti-Jewish | 1 |
| Shelton PD | Anti-Hispanic or Latino | 1 |
| | Anti-Other Race/Ethnicity/Ancestry | 2 |
| | Anti-Other Religion | 1 |
| Shoreline PD | Anti-Black or African American | 6 |
| | Anti-Jewish | 2 |
| | Anti-Gay (Male) | 1 |
| | Anti-Transgender | 2 |
| | Anti-White | 1 |
| Skagit SO | Anti-Black or African American | 2 |
| Snohomish SO | Anti-Hindu | 1 |
| | Anti-Hispanic or Latino | 1 |
| | Anti-Lesbian, Gay, Bisexual, or Transgender (Mixed Group) | 2 |
| | Anti-Sikh | 1 |
| Spokane PD | Anti-American Indian or Alaska Native | 1 |
| | Anti-Black or African American | 10 |
| | Anti-Lesbian, Gay, Bisexual, or Transgender (Mixed Group) | 3 |
| | Anti-Multiple Races, Group | 1 |
| | Anti-Other Race/Ethnicity/Ancestry | 1 |

Bias by Agency
(Up to Five Biases Allowed per Incident)

| Agency | Type of Bias | Number Bias Reported |
|---------------------|---|----------------------|
| Spokane SO | Anti-Black or African American | 1 |
| | Anti-Mental Disability | 1 |
| Spokane Valley PD | Anti-Asian | 1 |
| | Anti-Black or African American | 1 |
| | Anti-Mormon | 1 |
| | Anti-Transgender | 4 |
| Sunnyside PD | Anti-Asian | 1 |
| Tacoma PD | Anti-American Indian or Alaska Native | 4 |
| | Anti-Black or African American | 1 |
| | Anti-Gender Non-Conforming | 1 |
| | Anti-Hispanic or Latino | 2 |
| | Anti-Lesbian (Female) | 1 |
| | Anti-Native Hawaiian or Other Pacific Islander | 1 |
| | Anti-Transgender | 2 |
| | Anti-White | 3 |
| Thurston SO | Anti-White | 1 |
| Toppenish PD | Anti-American Indian or Alaska Native | 3 |
| | Anti-Hispanic or Latino | 3 |
| Tukwila PD | Anti-Asian | 1 |
| | Anti-Black or African American | 4 |
| | Anti-Gender Non-Conforming | 1 |
| | Anti-Sikh | 2 |
| | Anti-White | 7 |
| Tulalip Tribal PD | Anti-American Indian or Alaska Native | 4 |
| | Anti-Asian | 2 |
| | Anti-Other Race/Ethnicity/Ancestry | 1 |
| Tumwater PD | Anti-Black or African American | 2 |
| Union Gap PD | Anti-Catholic | 1 |
| University of WA PD | Anti-Asian | 1 |
| | Anti-Black or African American | 8 |
| | Anti-Heterosexual | 3 |
| | Anti-Jewish | 1 |
| | Anti-White | 1 |
| University Place PD | Anti-Gay (Male) | 1 |
| | Anti-Lesbian, Gay, Bisexual, or Transgender (Mixed Group) | 2 |
| Vancouver PD | Anti-American Indian or Alaska Native | 3 |
| | Anti-Asian | 2 |
| | Anti-Black or African American | 42 |
| | Anti-Female | 1 |
| | Anti-Gay (Male) | 18 |

Bias by Agency
(Up to Five Biases Allowed per Incident)

| Agency | Type of Bias | Number Bias Reported |
|--------------------------|---|----------------------|
| Vancouver PD (cont.) | Anti-Gender Non-Conforming | 4 |
| | Anti-Hispanic or Latino | 10 |
| | Anti-Jehovah's Witness | 1 |
| | Anti-Jewish | 6 |
| | Anti-Lesbian (Female) | 3 |
| | Anti-Lesbian, Gay, Bisexual, or Transgender (Mixed Group) | 12 |
| | Anti-Male | 1 |
| | Anti-Mental Disability | 2 |
| | Anti-Multiple Races, Group | 2 |
| | Anti-Native Hawaiian or Other Pacific Islander | 4 |
| | Anti-Other Race/Ethnicity/Ancestry | 11 |
| | Anti-Transgender | 14 |
| | Anti-White | 8 |
| WA State Parks & Rec. | Anti-Black or African American | 2 |
| | Anti-Multiple Races, Group | 1 |
| WA State University PD | Anti-Hispanic or Latino | 1 |
| Walla Walla PD | Anti-Gay (Male) | 1 |
| | Anti-Jewish | 1 |
| Western WA University PD | Anti-Sikh | 1 |
| | Anti-White | 1 |
| Whatcom SO | Anti-Asian | 1 |
| | Anti-Bisexual | 1 |
| | Anti-Gay (Male) | 1 |
| | Anti-Hispanic or Latino | 1 |
| | Anti-Other Race/Ethnicity/Ancestry | 2 |
| Woodinville PD | Anti-Hispanic or Latino | 2 |
| Yakima PD | Anti-Asian | 2 |
| | Anti-Jewish | 1 |
| | Anti-Lesbian, Gay, Bisexual, or Transgender (Mixed Group) | 2 |
| Yakima SO | Anti-American Indian or Alaska Native | 1 |
| | Anti-Black or African American | 1 |
| | Anti-Hispanic or Latino | 1 |
| | Anti-Sikh | 2 |